

Perkins Eastman

Perkins Eastman SSL VPN Remote Access

Perkins Eastman network could be accessed remotely utilizing SSL VPN remote connection. This method of remote access provides user with an ability to connect directly to their office workstation. **In order to connect, the office workstation has to be switched ON. You would need to know the machine name as well.**

The connection could be established from a personal computer by going to one of these addresses (choose the one geographically closest to your location):

<https://nyc-vpn.perkinseastman.com>

<https://clt-vpn.perkinseastman.com>

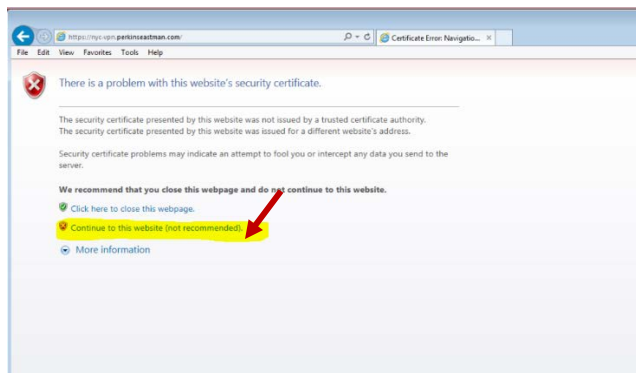
<https://dca-vpn.perkinseastman.com>

<https://pgh-vpn.perkinseastman.com>

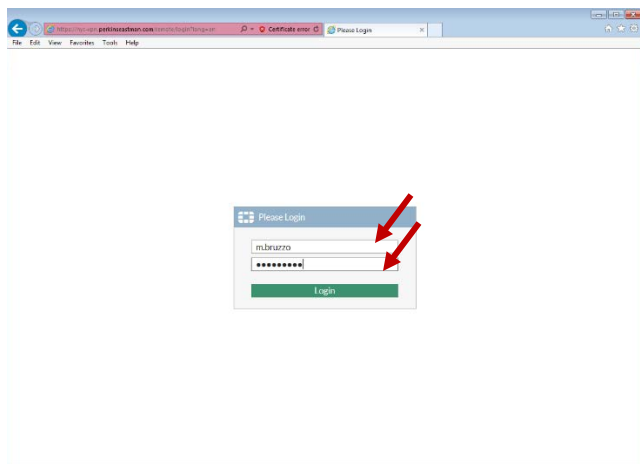
<https://sta-vpn.perkinseastman.com>

Make sure to use Internet Explorer as other browsers might not support VPN connection.

Once on the page, click on Continue to this website (not recommended) link



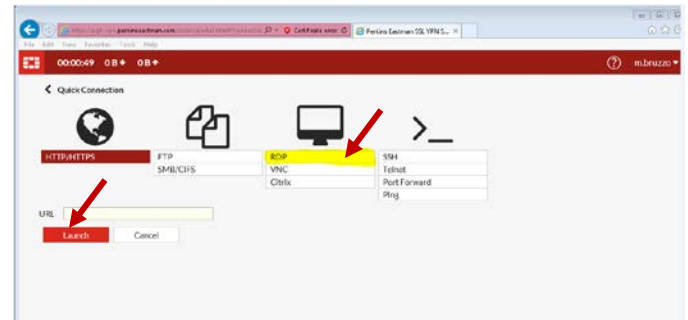
Enter your network user name and password and click Login button:



Once logged on, click on Quick Connection button:

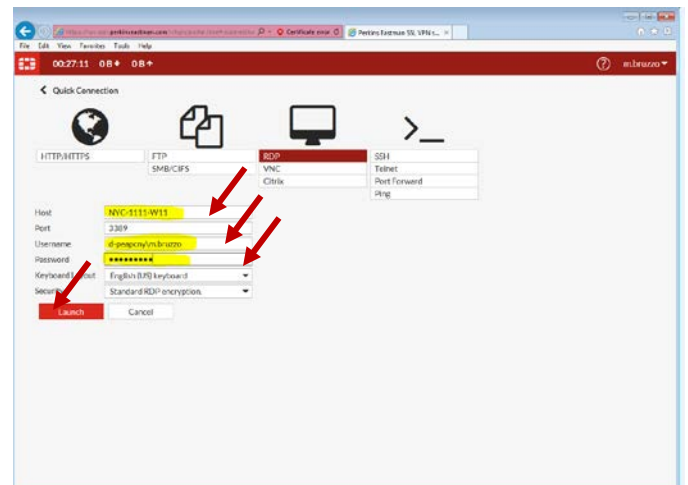


On the next page, choose RDP and click on Launch button:



Enter your office machine name, user name (format d-peapcny\username) and network password as prompted.

Leave the rest of the choice default and click the Launch button.



The remote desktop session to your office workstation will be established and you will be re-directed to your desktop.